



# smartIBL

## **EDI Quality – Starterkit (external)**

Important User information, status 7<sup>th</sup> January 2026

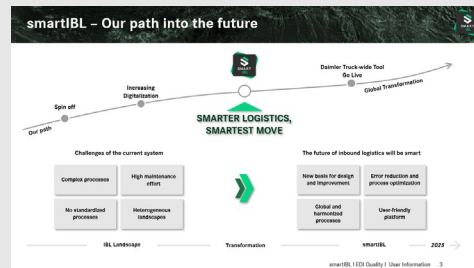


# Overview Starterkit User information



Click to go to the chapter

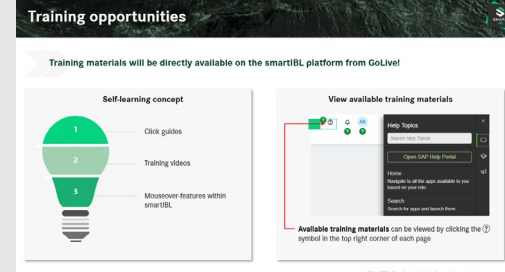
## smartIBL – Our path into the future



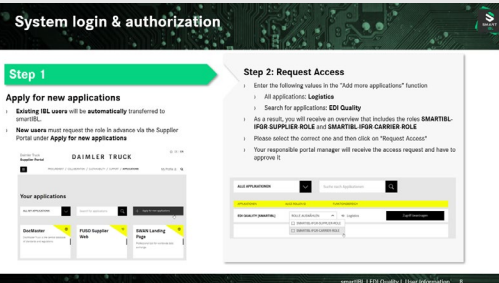
## Change transactions in EDI Quality

transactions IBL		NEW - smartIBL	
0001	Search consignment data	Development output	Creation of webEDI ASN data with an existing order number
0002	New consignment - adding order number	Creation of webEDI ASN data for serial and non serial parts	Comparison of transmitted consignments and documents
0003	New consignment - serial/non serial	Reporting	Various reporting functions
0040	Search transport references	Carrier Documents	Display and connecting functions for manually recorded delivery notes entered in the goods receipt system of ERP
0400-0405	statistics	Master Parameters weight	Verification and correction of part number weights
0005	Manual delivery notes		
0002	Imported EDI data		
0410	Search article weight		

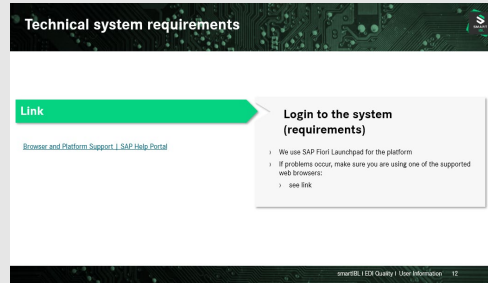
## Training opportunities



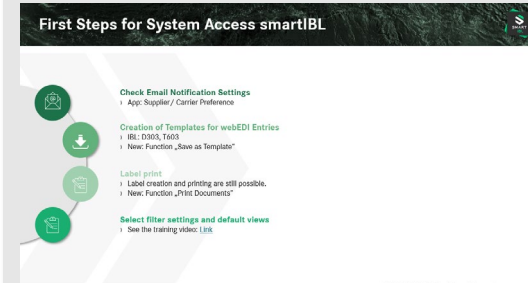
## System login & authorization



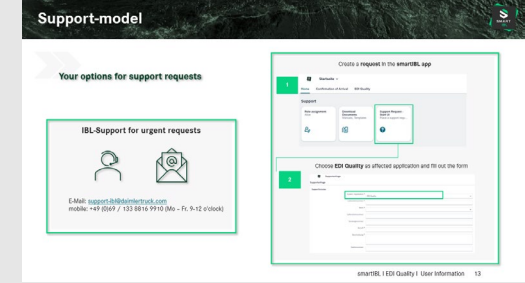
## Technical system requirements



## First Steps for System Access smartIBL



## Support model



# smartIBL – Our path into the future



## Challenges of the current system



## The future of inbound logistics will be smart



IBL Landscape

Transformation

smartIBL

2025





# Change transactions in EDI Quality

## transactions IBL

D301	Search consignment data	→
D302	New consignment - existing order number	→
D303	New consignment - series/non series	→
D340	Search transport references	→
D400-D405	statistics	→
D500	Manual delivery notes	→
D502	Incorrect EDI data	→
D510	Search article weight	→

## NEW - smartIBL

Consignment Cockpit	Display and correction of EDI ASN data
	Creation of webEDI ASN data with an existing order number
	Creation of webEDI ASN data for serial and non-serial parts
Transport References - not in Go-Live Scope	Comparison of transmitted consignments and transports
Reporting	Various reporting functions
Carrier Statements	Display and commenting functions for: <ul style="list-style-type: none"> <li>manually recorded delivery notes entered in the goods receipt systems of DTAG</li> <li>erroneously transmitted EDI messages (ASN)</li> </ul>
Manage Partnumbers Weight	Verification and correction of part number weights

# Change transactions in EDI Quality



## transactions IBL

I002	Personal settings	→
I023	Unloading point information	→
I030	GS contact persons	→
I040	Suppliers in carrier area	→
I060	Debit notes	→
I065	Cost rates	→
I071	Refund display	→

## NEW - smartIBL

Supplier/ Carrier Preference	Self-service functions for user preferences regarding notifications
-	EDIS unloading point routing via CarIEDI
Search Area Carrier	Search for suppliers to determine the responsible area carrier
Search Supplier in Area	Search for area carriers to identify the suppliers located in the area
Display Debit Notes	Overview of quarterly reports on the incurred rework efforts
Cost Rates	Overview of cost rates for rework efforts in the goods receipt areas
Display Debit Notes	Overview of quarterly reports on the incurred rework efforts incl. credit notes



# Change transactions in EDI Quality

## transactions IBL

T400-T405	Statistics	→
T500	Manual transport	→
T502	EDI Transport	→
T600	Search transport	→
T603	New Main Transport	→
T611	Download forecast data	→
T615	Search worklist GS	→
T700	Search consignment data	→

## NEW - smartIBL

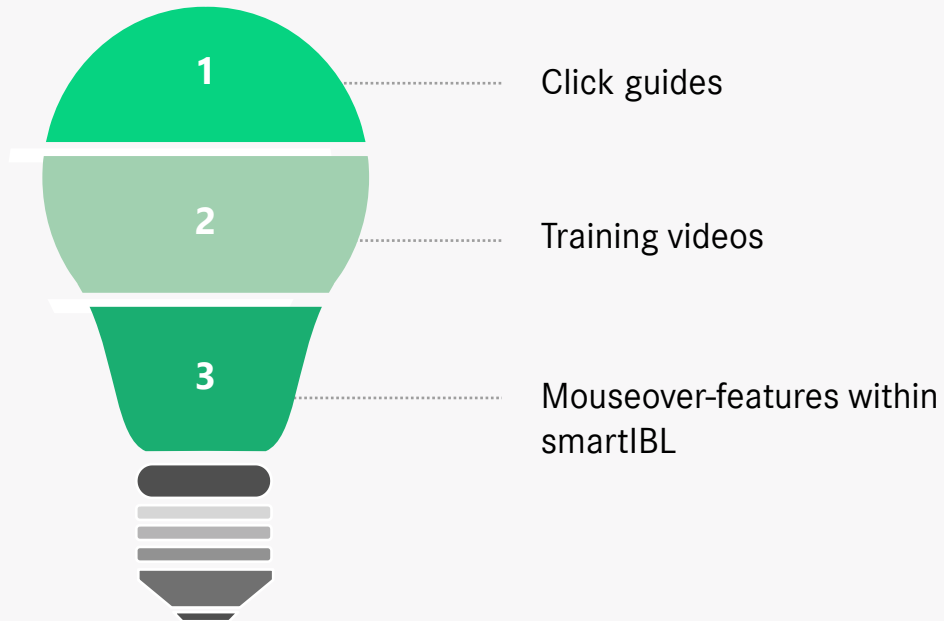
Reporting	Various reporting functions
Carrier Statements	Display and commenting functions for: <ul style="list-style-type: none"> <li>– manually recorded transports in the goods receipt saystems of DTAG</li> <li>– erroneously transmitted EDI messages (ASNs)</li> </ul>
Transport Cockpit	Display and correction of EDI transport data
	Creation of webEDI transport data
Transport Forecast	6-month preview of shipment volume by region (in tons)
Transport Cockpit	Overview of open consignment data within the assigned region
	Label reprint for consignments within the assigned region

# Training opportunities

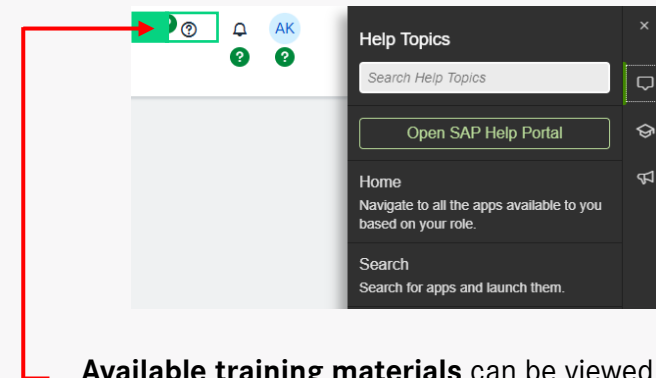


Training materials will be directly available on the smartIBL platform from GoLive!

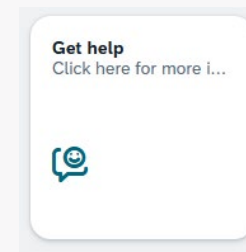
## Self-learning concept



## View available training materials



**Available training materials** can be viewed by clicking the (?) symbol in the top right corner of each page or under “Get help” on the Home page.



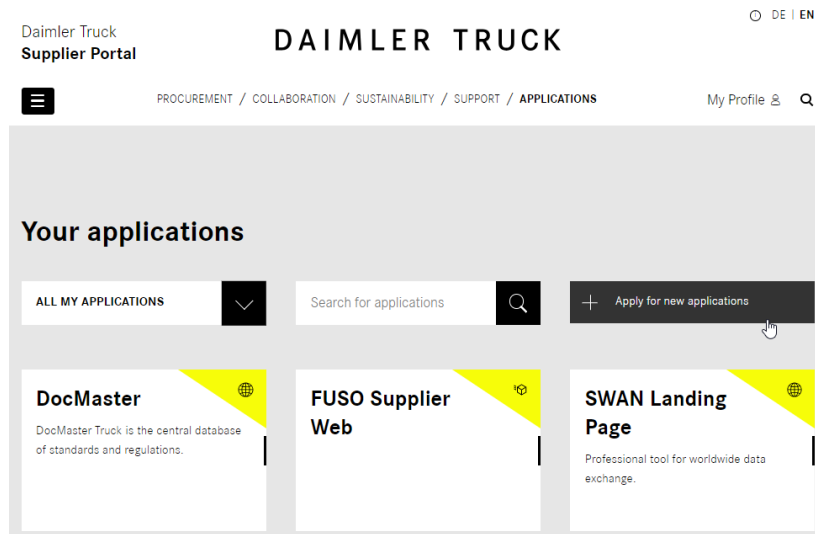
# System login & authorization (1)



## Step 1

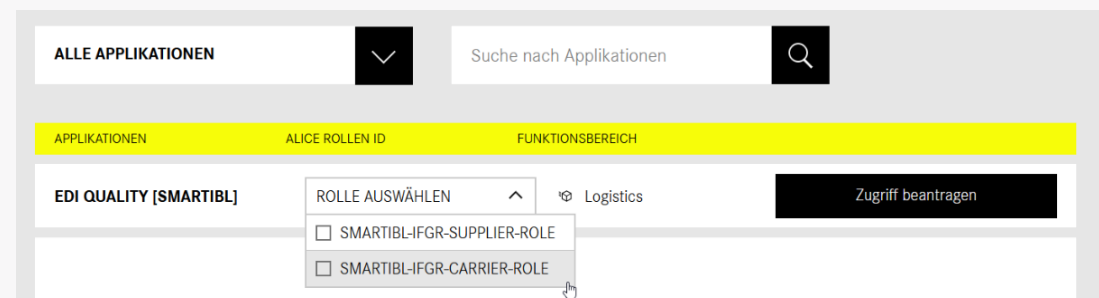
### Apply for new applications

- › **Existing IBL users** will be **automatically** transferred to smartIBL.
- › **New users** must request the role in advance via the Supplier Portal under **Apply for new applications**



## Step 2: Request Access

- › Enter the following values in the “Add more applications” function
  - › All applications: **Logistics**
  - › Search for applications: **EDI Quality**
- › As a result, you will receive an overview that includes the roles **SMARTIBL-IFGR-SUPPLIER-ROLE** and **SMARTIBL-IFGR-CARRIER-ROLE**
- › Please select the correct one and then click on "Request Access"
- › Your responsible portal manager will receive the access request and have to approve it





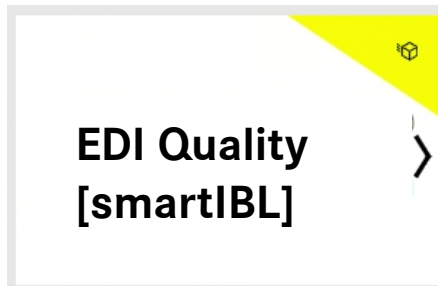
# System login & authorization (2)



## Step 3

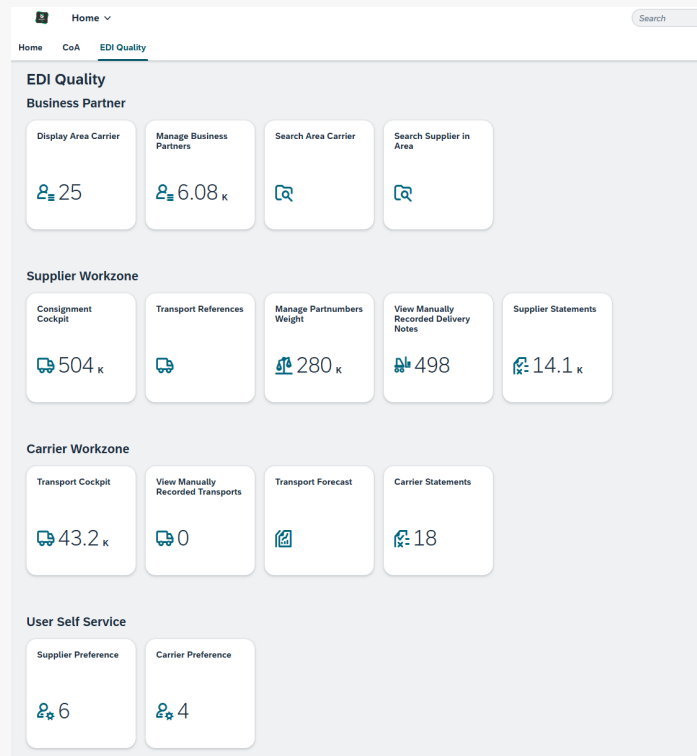
### Login to the system

- › After the **approval** of your request by your **portal manager**, you can now open the application **EDI Quality** via the Supplier Portal



- › If your user ID is missing additional supplier indices/locations, you can apply for further memberships under "My Profile", "My Organizations". Here, too, approval from the portal manager is required.

## Step 4: System access



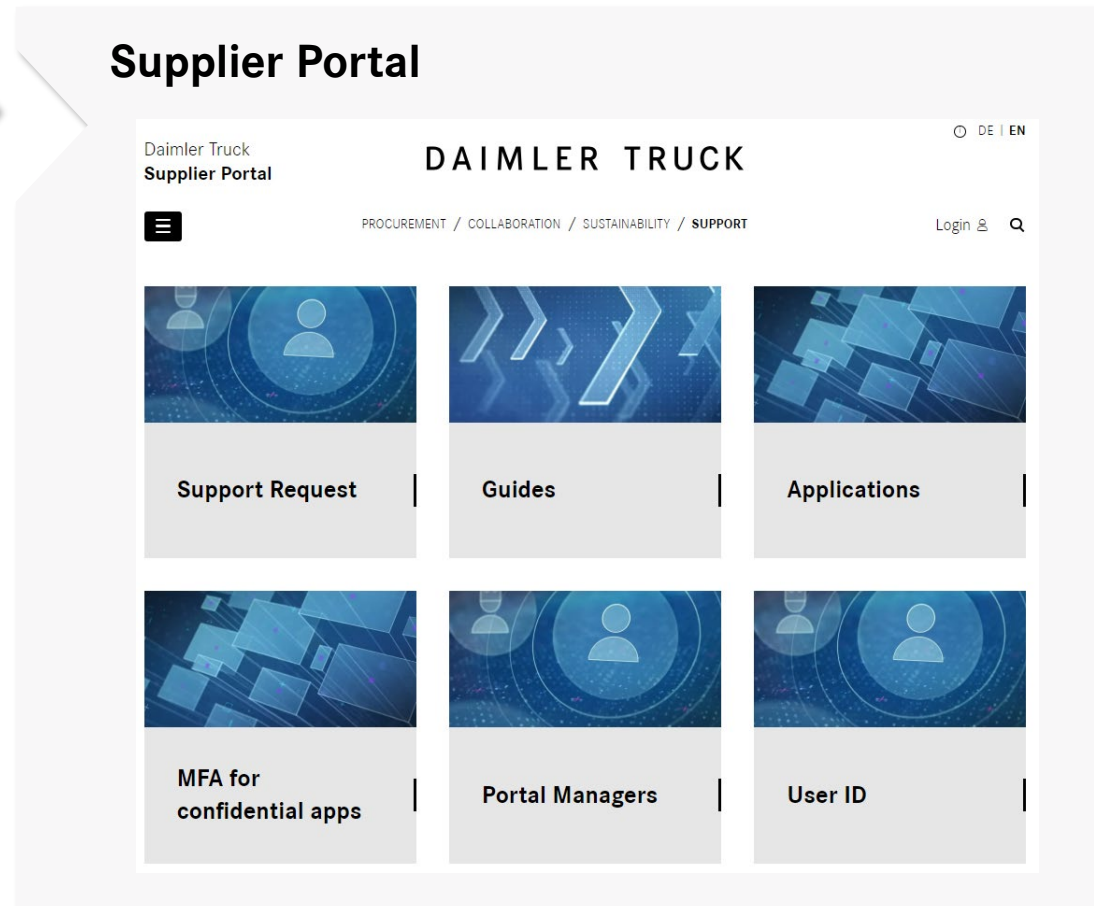
# System login & authorization (3)



## Further information on the Supplier Portal

- › On Topics such as:
  - › Support Request
  - › Portal Managers
  - › User ID
- › **Link:** [Support | Daimler Truck Supplier Portal](#)

## Supplier Portal



# First Steps for System Access smartIBL



## Check Email Notification Settings

- › App: Supplier/ Carrier Preference



## Creation of Templates for webEDI Entries

- › IBL: D303, T603
- › New: Function „Save as Template“



## Label print

- › Label creation and printing are still possible.
- › New: Function „Print Documents“



## Select filter settings and default views

- › See the training video: [Link](#)



## Link

[Browser and Platform Support | SAP Help Portal](#)

## Login to the system (requirements)

- › We use SAP Fiori Launchpad for the platform
- › If problems occur, make sure you are using one of the supported web browsers:
  - › see link

## Your options for support requests

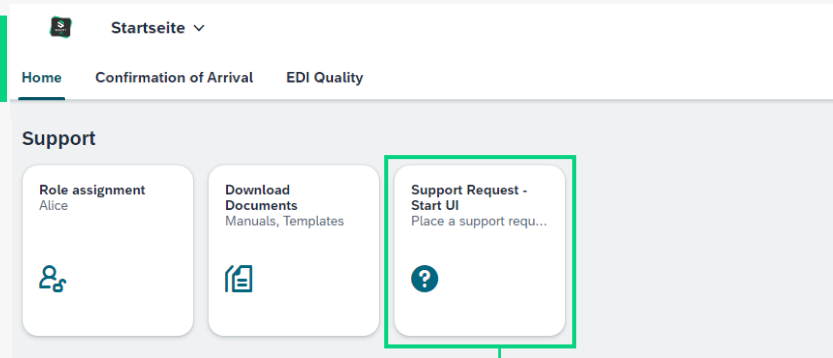
### smartIBL-Support for urgent requests



E-Mail: [support-ibl@daimlertruck.com](mailto:support-ibl@daimlertruck.com)  
phone: +49 561 - 802 4920 (Mo – Fr. 8-10 AM)

Create a **request** in the **smartIBL app**

1



Choose **EDI Quality** as affected application and fill out the form

2

