



# smartIBL

## **EDI Quality – Starterkit (external)**

Important User information, status 10th December 2025

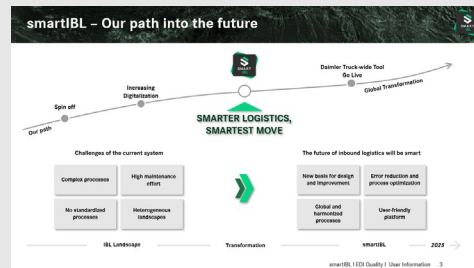


# Overview Starterkit User information



Click to go to the chapter

## smartIBL – Our path into the future



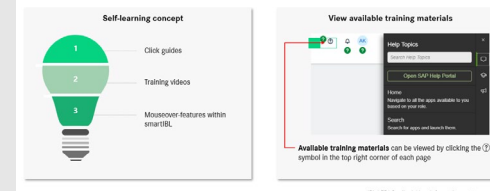
## Change transactions in EDI Quality

| transactions IBL |                                       | NEW - smartIBL  |  |
|------------------|---------------------------------------|---|--|
| 0001             | Search consignment data               | Development output  | Creation of webEDI ASN data with an existing order number  |
| 0002             | New consignment - adding order number | Creation of webEDI ASN data for serial and non serial parts | Comparison of transmitted consignments and documents   |
| 0003             | New consignment - serial/non serial   | Reporting   | Various reporting functions  |
| 0040             | Search transport references           | Corner Documents  | Display and connecting functions for manually recorded delivery notes entered in the goods receipt system of ERP |
| 0040-0405        | statistics                            | Master Parameters weight                                    | Verification and correction of part number weights   |
| 0005             | Manual delivery notes                 |   |  |
| 0002             | Imported EDI data                     |   |  |
| 0410             | Search article weight                 |   |  |

## Training opportunities

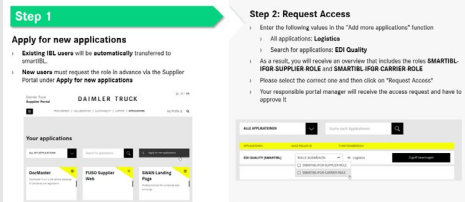
### Training opportunities

Training materials will be directly available on the smartIBL platform from GoLive!



## System login & authorization

### System login & authorization




## Technical system requirements

### Technical system requirements



## First Steps for System Access smartIBL

### First Steps for System Access smartIBL



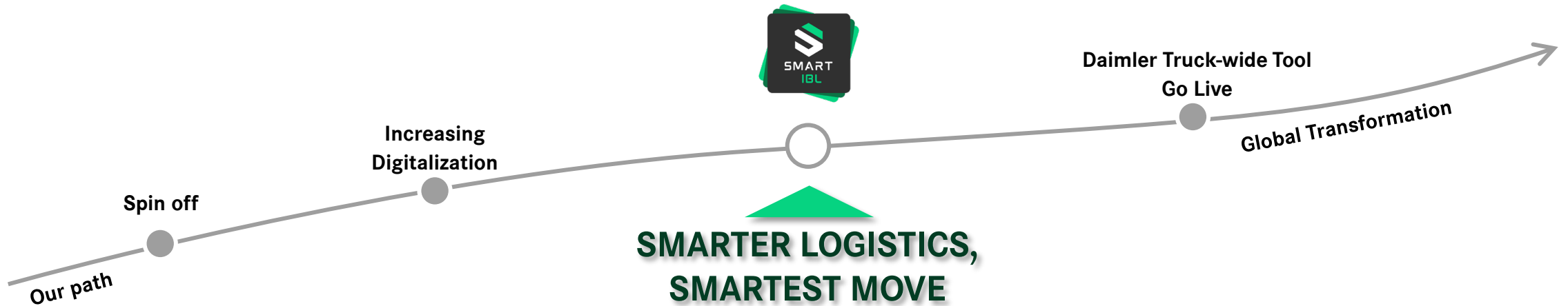
## Support model

### Support-model

#### Your options for support requests



# smartIBL – Our path into the future



## Challenges of the current system



## The future of inbound logistics will be smart



IBL Landscape

Transformation

smartIBL

2025





# Change transactions in EDI Quality



## transactions IBL

|           |   |   |
|-----------|---|---|
| D301      | Search consignment data                 | → |
| D302      | New consignment - existing order number | → |
| D303      | New consignment - series/non series     | → |
| D340      | Search transport references             | → |
| D400-D405 | statistics                              | → |
| D500      | Manual delivery notes                   | → |
| D502      | Incorrect EDI data                      | → |
| D510      | Search article weight                   | → |

## NEW - smartIBL

|  |   |
|--|---|
| Consignment Cockpit                            | Display and correction of EDI ASN data  |
|  | Creation of webEDI ASN data with an existing order number   |
|  | Creation of webEDI ASN data for serial and non-serial parts   |
| Transport References<br>- not in Go-Live Scope | Comparison of transmitted consignments and transports   |
| Reporting                                      | Various reporting functions   |
| Carrier Statements                             | Display and commenting functions for: <ul style="list-style-type: none"> <li>manually recorded delivery notes entered in the goods receipt systems of DTAG</li> <li>erroneously transmitted EDI messages (ASN)</li> </ul> |
| Manage Partnumbers Weight                      | Verification and correction of part number weights  |

# Change transactions in EDI Quality



## transactions IBL

|      |                             |   |
|------|-----------------------------|---|
| I002 | Personal settings           | → |
| I023 | Unloading point information | → |
| I030 | GS contact persons          | → |
| I040 | Suppliers in carrier area   | → |
| I060 | Debit notes                 | → |
| I065 | Cost rates                  | → |
| I071 | Refund display              | → |

## NEW - smartIBL

|                              |   |
|------------------------------|---|
| Supplier/ Carrier Preference | Self-service functions for user preferences regarding notifications             |
| -                            | EDIS unloading point routing via CarIEDI  |
| Search Area Carrier          | Search for suppliers to determine the responsible area carrier                  |
| Search Supplier in Area      | Search for area carriers to identify the suppliers located in the area          |
| Display Debit Notes          | Overview of quarterly reports on the incurred rework efforts                    |
| Cost Rates                   | Overview of cost rates for rework efforts in the goods receipt areas            |
| Display Debit Notes          | Overview of quarterly reports on the incurred rework efforts incl. credit notes |



# Change transactions in EDI Quality

## transactions IBL

|           |                         |   |
|-----------|-------------------------|---|
| T400-T405 | Statistics              | → |
| T500      | Manual transport        | → |
| T502      | EDI Transport           | → |
| T600      | Search transport        | → |
| T603      | New Main Transport      | → |
| T611      | Download forecast data  | → |
| T615      | Search worklist GS      | → |
| T700      | Search consignment data | → |

## NEW - smartIBL

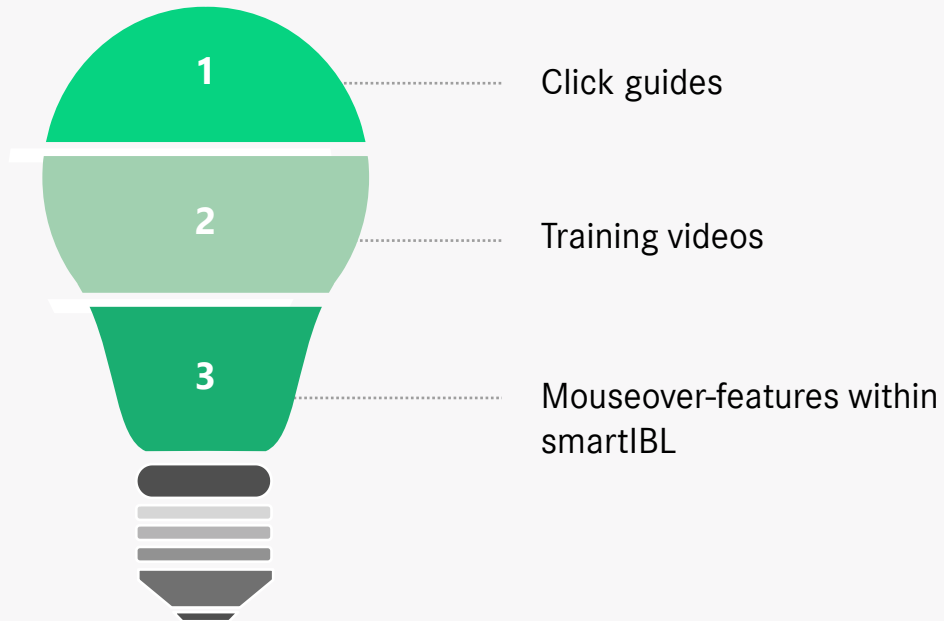
|                    |   |
|--------------------|---|
| Reporting          | Various reporting functions   |
| Carrier Statements | Display and commenting functions for: <ul style="list-style-type: none"> <li>– manually recorded transports in the goods receipt saystems of DTAG</li> <li>– erroneously transmitted EDI messages (ASNs)</li> </ul> |
| Transport Cockpit  | Display and correction of EDI transport data  |
|                    | Creation of webEDI transport data   |
| Transport Forecast | 6-month preview of shipment volume by region (in tons)  |
| Transport Cockpit  | Overview of open consignment data within the assigned region  |
|                    | Label reprint for consignments within the assigned region   |

# Training opportunities

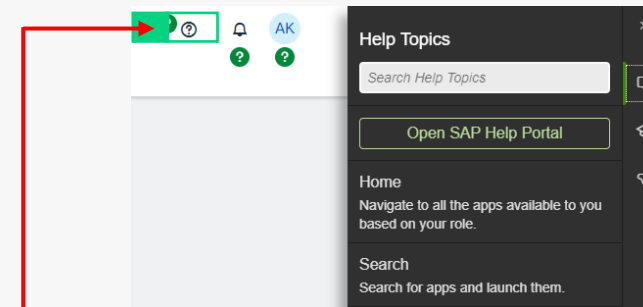


Training materials will be directly available on the smartIBL platform from GoLive!

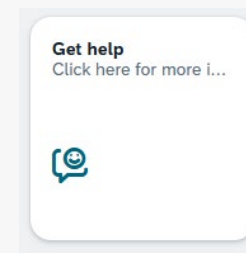
## Self-learning concept



## View available training materials



**Available training materials** can be viewed by clicking the (?) symbol in the top right corner of each page or under “Get help” on the Home page.



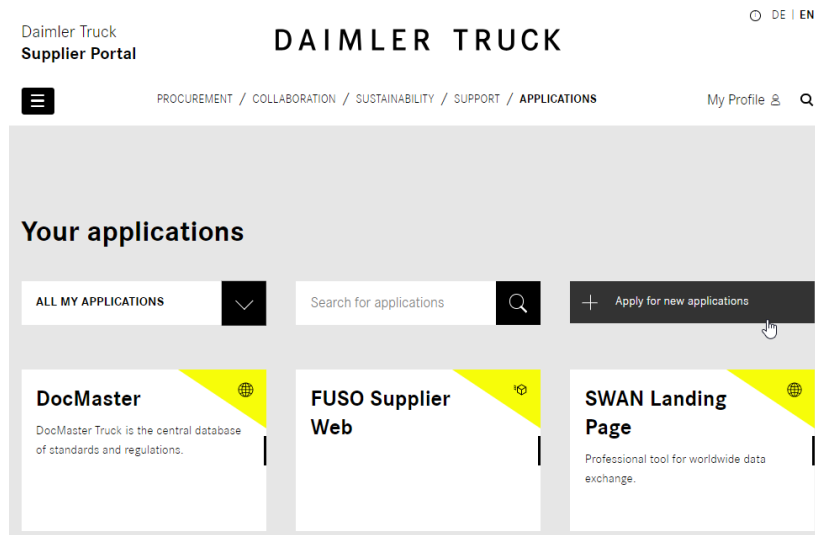
# System login & authorization (1)



## Step 1

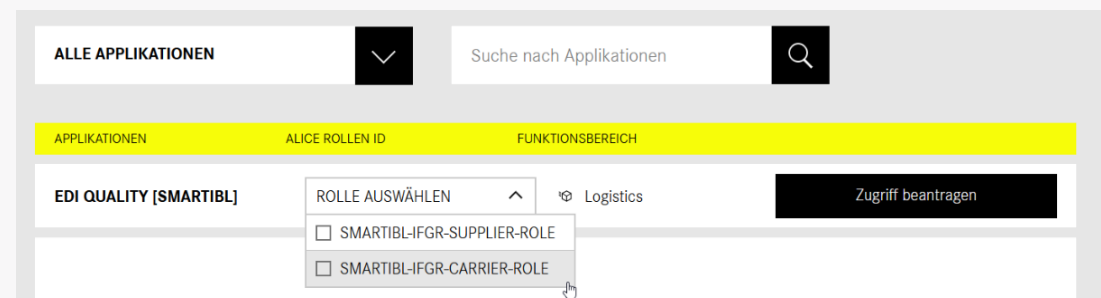
### Apply for new applications

- › **Existing IBL users** will be **automatically** transferred to smartIBL.
- › **New users** must request the role in advance via the Supplier Portal under **Apply for new applications**



## Step 2: Request Access

- › Enter the following values in the “Add more applications” function
  - › All applications: **Logistics**
  - › Search for applications: **EDI Quality**
- › As a result, you will receive an overview that includes the roles **SMARTIBL-IFGR-SUPPLIER-ROLE** and **SMARTIBL-IFGR-CARRIER-ROLE**
- › Please select the correct one and then click on "Request Access"
- › Your responsible portal manager will receive the access request and have to approve it





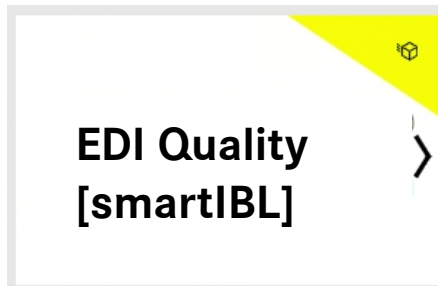
# System login & authorization (2)



## Step 3

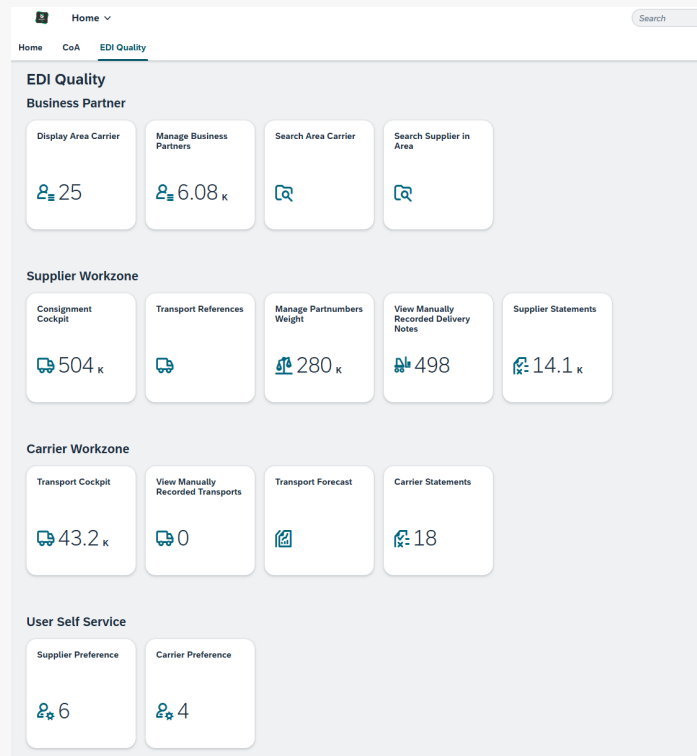
### Login to the system

- › After the **approval** of your request by your **portal manager**, you can now open the application **EDI Quality** via the Supplier Portal



- › If your user ID is missing additional supplier indices/locations, you can apply for further memberships under "My Profile", "My Organizations". Here, too, approval from the portal manager is required.

## Step 4: System access



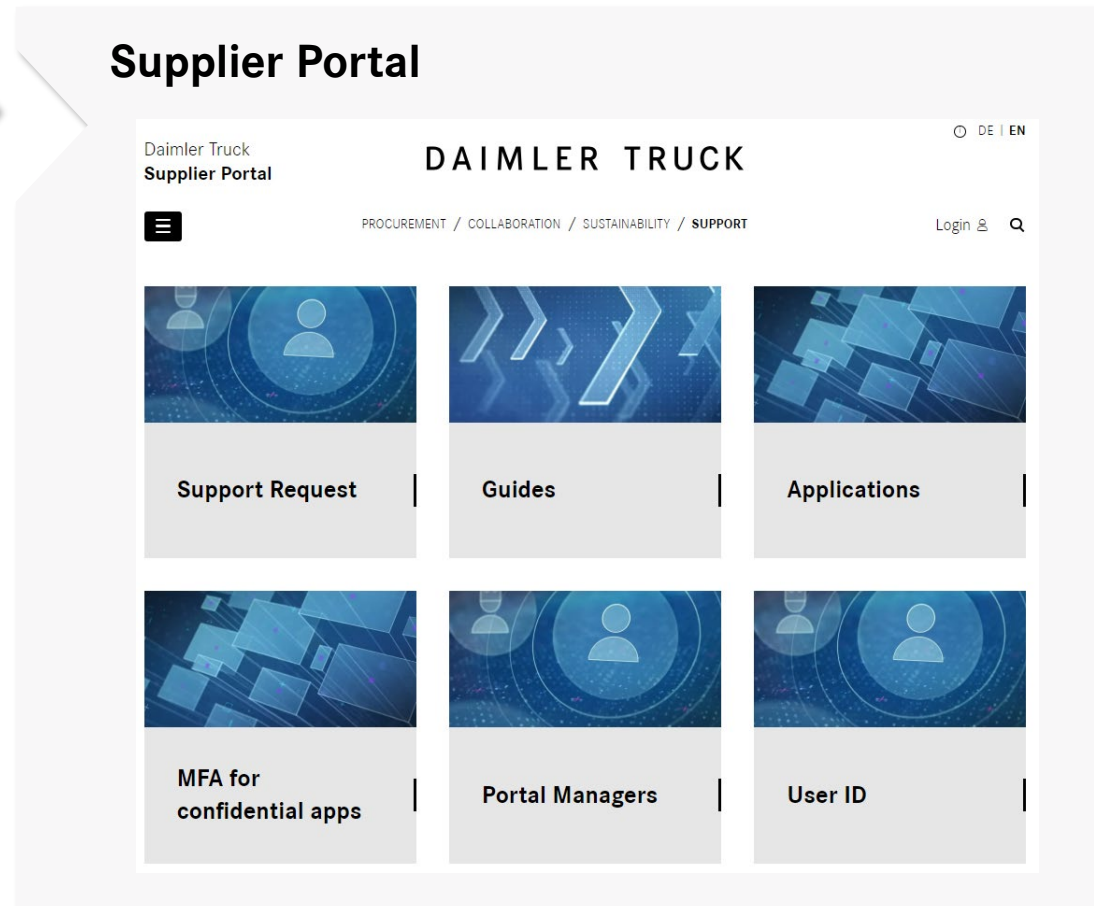
# System login & authorization (3)



## Further information on the Supplier Portal

- › On Topics such as:
  - › Support Request
  - › Portal Managers
  - › User ID
- › **Link:** [Support | Daimler Truck Supplier Portal](#)

## Supplier Portal



# First Steps for System Access smartIBL



## Check Email Notification Settings

- › App: Supplier/ Carrier Preference



## Creation of Templates for webEDI Entries

- › IBL: D303, T603
- › New: Function „Save as Template“



## Label print

- › Label creation and printing are still possible.
- › New: Function „Print Documents“



## Select filter settings and default views

- › See the training video: [Link](#)



## Link

[Browser and Platform Support | SAP Help Portal](#)

## Login to the system (requirements)

- › We use SAP Fiori Launchpad for the platform
- › If problems occur, make sure you are using one of the supported web browsers:
  - › see link

## Your options for support requests

### smartIBL-Support for urgent requests



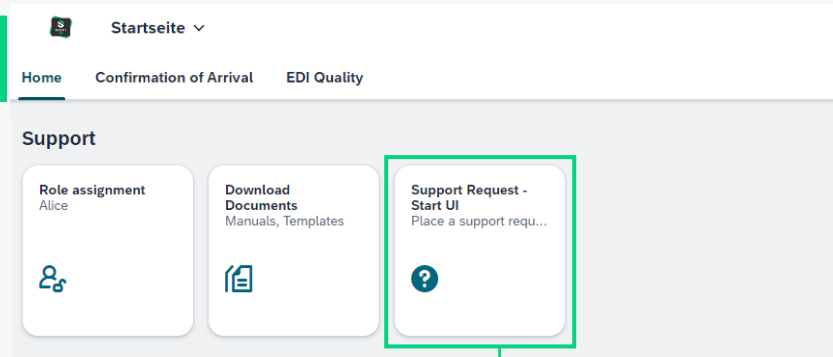
E-Mail: [support-ibl@daimlertruck.com](mailto:support-ibl@daimlertruck.com)

mobile: +49 (0)69 / 133 8816 9910 (Mo – Fr. 9-12 o'clock)

starting from 01.01.2026 - phone: +49 561 - 802 4920 (Mo – Fr. 8-10 AM)

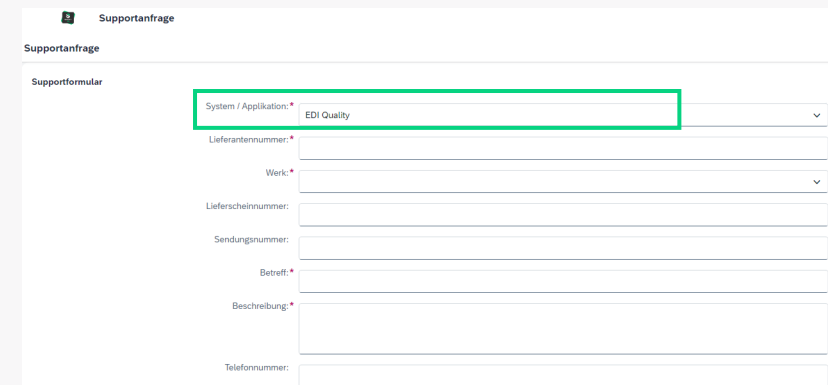
### Create a request in the smartIBL app

1



### Choose EDI Quality as affected application and fill out the form

2



Supportanfrage

Supportformular

System / Application: \* EDI Quality

Lieferantennummer: \*

Werk: \*

Lieferscheinnummer:

Sendungsnummer:

Betreff: \*

Beschreibung: \*

Telefonnummer: