

DAIMLER TRUCK

Daimler Truck Supplier Portal Registration Process & Financial Vendor Portal Application



General Information

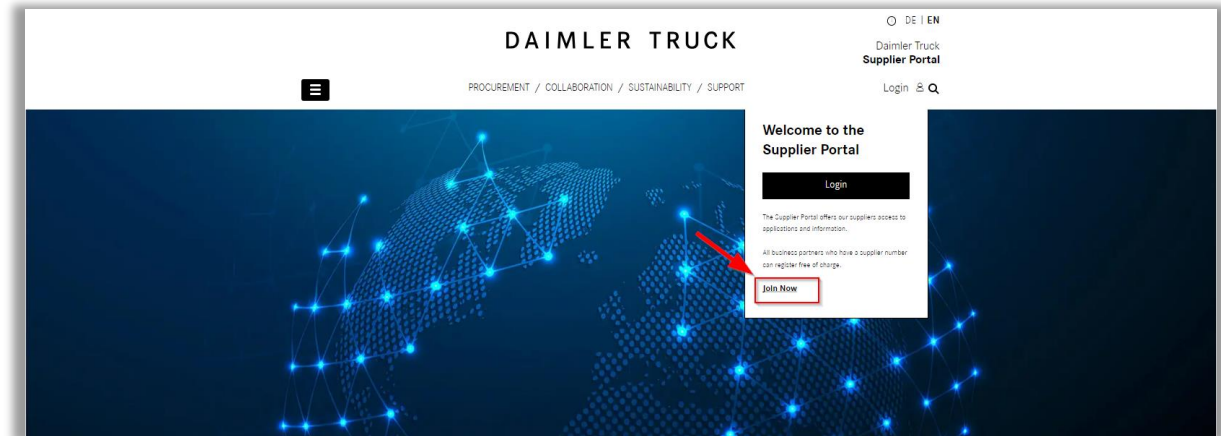
- The „Daimler Truck Supplier Portal“ is the **central platform** for information exchange **between Daimler Truck and its suppliers**. The “Daimler Truck Supplier Portal” offers our suppliers a worldwide standard access to Daimler-Truck-Online-Applications.
- The Daimler Truck Supplier Portal stores all information related to IT applications relevant for suppliers on an interdisciplinary basis across specialist units throughout the world. The Portal offers a public domain as well as a secured access domain for registered users.
- The „Daimler Truck Supplier Portal“ provides a **secure** and **standard access to all authorized applications for respective suppliers**. All suppliers of Daimler Trucks with a valid supplier number can register free of charge.

General Information

- A User ID and a password is the key to secure internet environment in which access to applications from development, purchasing, logistics, finance and other areas are possible.
- Before start your self-service for the “Financial Vendor Portal”, a registration in the “Daimler Truck Supplier Portal” is necessary at <https://supplier.daimlertruck.com>.

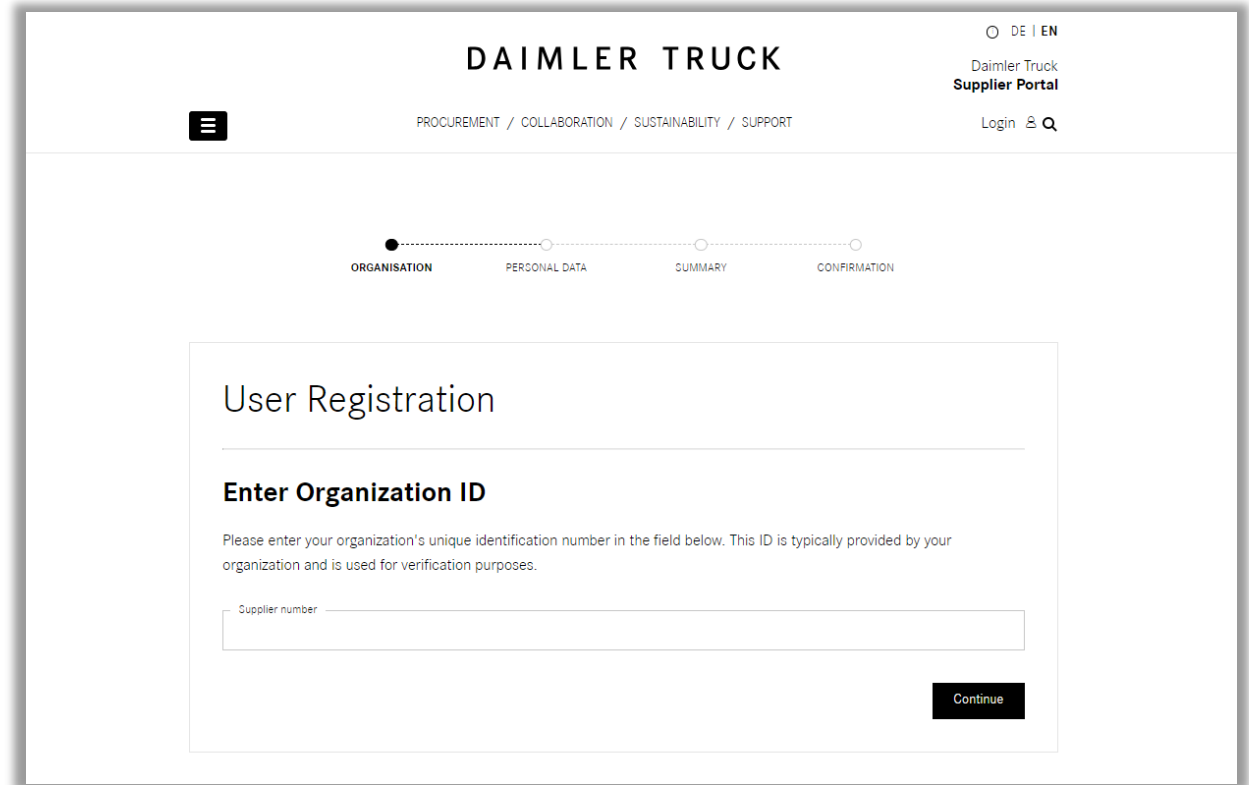
Registration at Daimler Truck Supplier Portal

- At the beginning of [registration](#), you will be prompted to register.
- You will find [your supplier number](#) in your [contract documents](#).
- You can then register via this [link to register](#) or via the homepage of the Supplier Portal on “Login” and then “Join Now”.



Registration at Daimler Truck Supplier Portal

- Supplier number verification:
Enter your Daimler Truck Supplier Number (SDB number) to start the registration.



The screenshot shows the Daimler Truck Supplier Portal registration interface. At the top, the Daimler Truck logo is centered, with navigation links for 'PROCUREMENT / COLLABORATION / SUSTAINABILITY / SUPPORT' and 'Login'. The page title 'DAIMLER TRUCK' is prominent. A progress indicator shows four steps: 'ORGANISATION' (active), 'PERSONAL DATA', 'SUMMARY', and 'CONFIRMATION'. The main content area is titled 'User Registration' and contains a section 'Enter Organization ID'. Below this, a text box prompts the user to enter their organization's unique identification number (SDB number). A 'Continue' button is located at the bottom right of the form.

DAIMLER TRUCK

DE | EN

Daimler Truck
Supplier Portal

Login

PROCUREMENT / COLLABORATION / SUSTAINABILITY / SUPPORT

ORGANISATION PERSONAL DATA SUMMARY CONFIRMATION

User Registration

Enter Organization ID

Please enter your organization's unique identification number in the field below. This ID is typically provided by your organization and is used for verification purposes.

Supplier number

Continue

Registrierung im Daimler Truck Supplier Portal

Enter Profile Data:

The necessary user information must be entered (see * marks). Continue by clicking the button "Next".

DAIMLER TRUCK English Daimler Truck AG

HOME PAGE / PROCUREMENT / COLLABORATION / SUSTAINABILITY / HELP Sign in

Registration 01 Supplier Number Verification 02 Profile Data 03 Overview 04 Confirmation

Personal Information

Name * Surname *

Title Function *

Contact Information

Email Address *

Password *

Telephone Number * Mobile Number *

Fields marked with (*) must be completed. Back Next

Financial Vendor Portal (FVP) General information

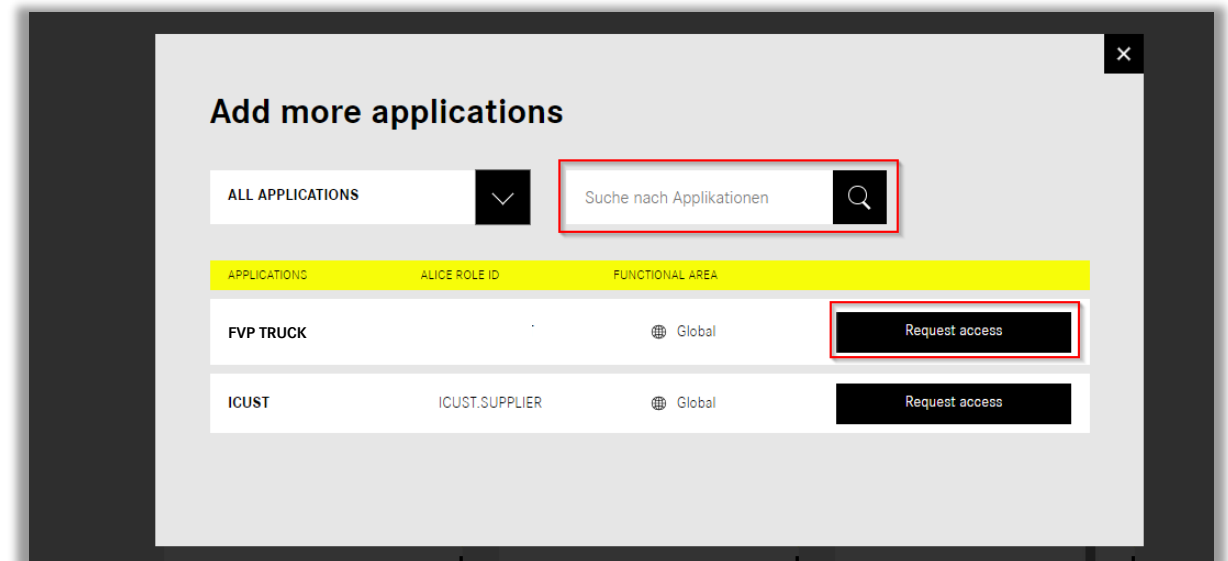
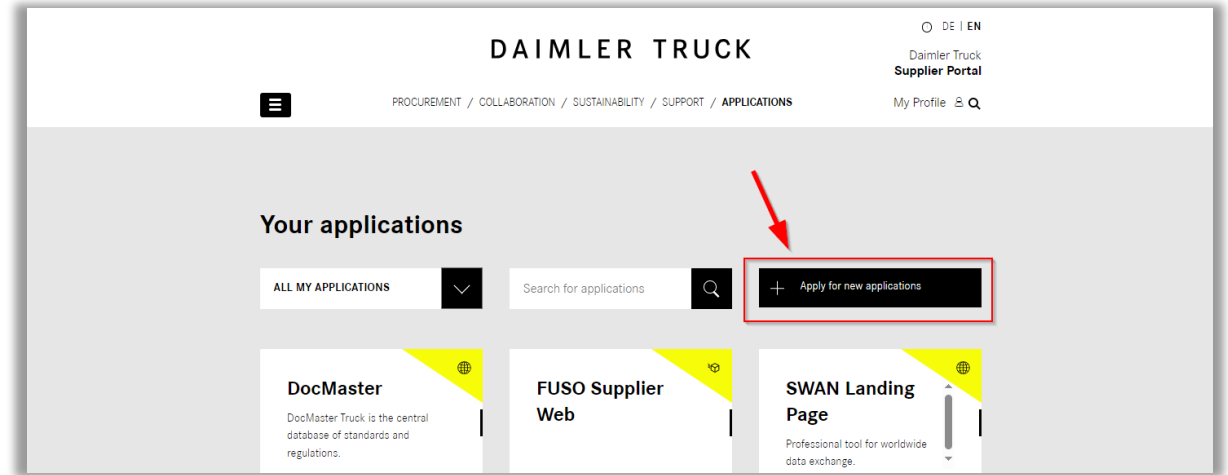
- With the introduction of the free Self-Service application “[Financial Vendor Portal](#)” the business partners are able to exchange information in electronic form without paper. Business partners and subsidiaries of the Daimler Truck are therefore able to communicate “online” using a secure platform.
 - The Self Service application offers business partners access to enquiries relating to open/due and cleared items, document queries, download of payment advice (csv) as well as functions to display and change business partner master data.
 - Target of the tool is to reduce the number of vendor requests to the Accounts Payables team e.g. by mail or telephone by offering a self-service tool with real time data.
-

Financial Vendor Portal (FVP) General information

- In order to enable Accounts Payable to help the vendor in case on any questions on how to use the tool or on any information available in the tool, it is necessary to access the tool by the method of a particular Fiori App has been implemented.
 - Access to FVP requires a **valid User ID** in combination with the corresponding **valid password** of the registered business Partner. <https://supplier.daimlertruck.com>.
 - This portal gives secure and uniform access to all authorized applications for the respective business partners.
-

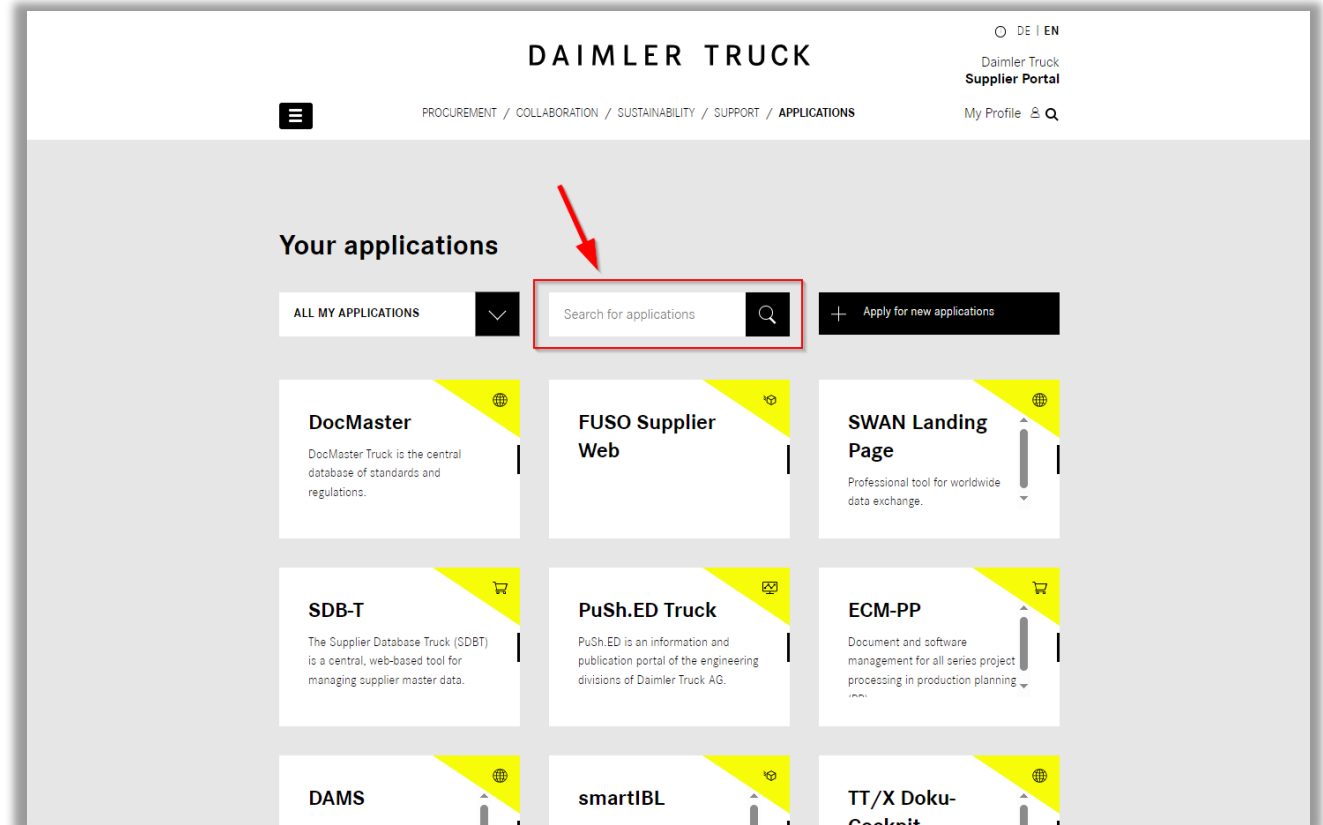
FVP Self Service application

- In the Supplier Portal, click on “Applications” in the menu or via [this link to the applications](#).
- Click on “Apply for new applications” and search for “FVP” via the search field and then press the “Request access” button. Your request will then be processed by your portal manager.



FVP Self Service application

- Back in the main menu, FVP App is launched in “Your applications” after your portal manager approve the task. You can search for the FVP application using the input field.



FVP Self Service application

- Click on the “FVP” tile in the Supplier Portal to start the application.
- Subsequently, you will get access to the Self Service application.

