


Search bookings

Review Posting Documents

To search for bookings, open the app „Review Posting Documents.“


Account Management and Complaints

Download Statements

 ...


Error

Perform Inventory Count

 ...


Error

Manage Packaging Issues

 ...

Error

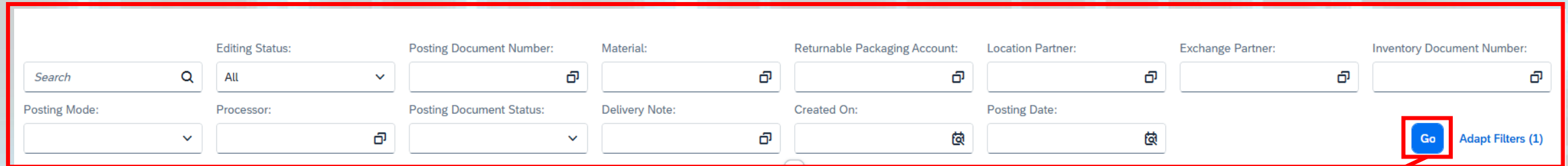
Review Posting Documents

 ...


Error

Enter search criteria

- ❗ By applying specific filter criteria, a precise search for booking records can be performed.



The screenshot shows a search criteria form with two rows of input fields. The first row includes: 'Editing Status' (dropdown menu with 'All' selected), 'Posting Document Number' (text input with a copy icon), 'Material' (text input with a copy icon), 'Returnable Packaging Account' (text input with a copy icon), 'Location Partner' (text input with a copy icon), 'Exchange Partner' (text input with a copy icon), and 'Inventory Document Number' (text input with a copy icon). The second row includes: 'Posting Mode' (dropdown menu), 'Processor' (text input with a copy icon), 'Posting Document Status' (dropdown menu), 'Delivery Note' (text input with a copy icon), 'Created On' (text input with a calendar icon), and 'Posting Date' (text input with a calendar icon). A blue 'Go' button is located at the bottom right of the form, next to the text 'Adapt Filters (1)'. A red box highlights the 'Go' button, and a red arrow points from this box to the explanatory text block on the right.

The search criteria can either be entered manually into the input fields or selected from predefined options via the combo boxes or the dropdown menu 

The search is initiated when the user clicks the "Go" button. This triggers the search process, which is carried out based on the previously defined criteria.

Only the data that matches the previously defined criteria is displayed in the search results.