


DAIMLER TRUCK

SDB Truck-Triggered Registration Process for Portal Manager/Org Admin



Step 1: Once the portal manager request is triggered, you will receive login credentials over registered email to access the Daimler Truck Supplier Portal.

DAIMLER TRUCK

 IAM Shop

Information

Click here for the German version! Für die deutsche Version hier klicken!

This is an automated notification from Daimler Truck. Please do not reply to this email.
For further assistance, contact your designated support team.

Dear {TargetPerson.FriendlyName},

Your new Daimler Truck Business ID account was created with:

Display Name: {TargetPerson.FriendlyName}
Login: {TargetPerson.Login}
Email: {TargetPerson.Email}


Your user account was created by {Initiator.FriendlyName}.

Please find the Business ID specific documentation for the IAM Shop in our [HelpCenter](#).

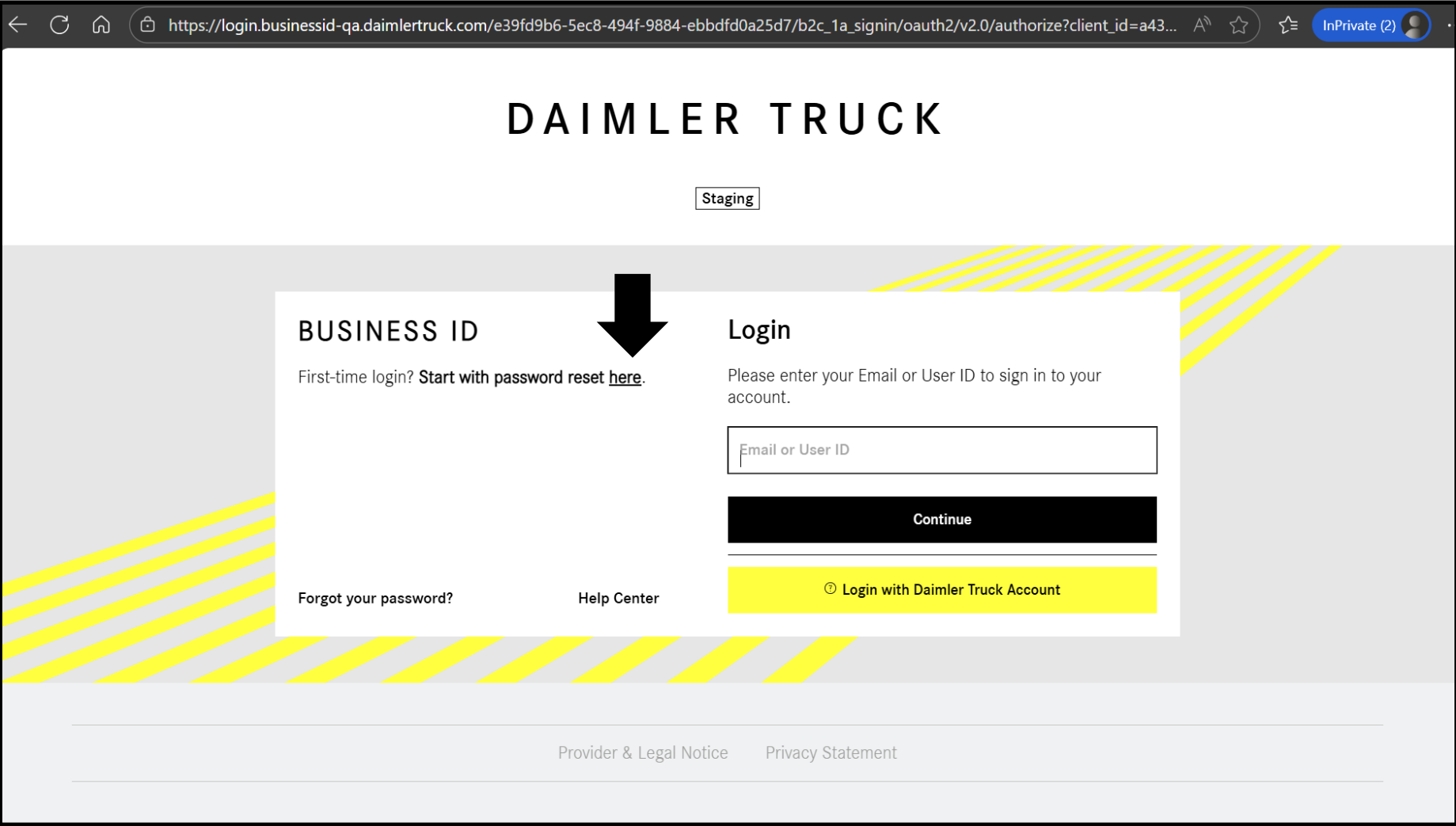
You can also raise a ticket there.

Step 2: Access the Daimler Truck Supplier Portal using the URL below and click “Login”.



URL: <https://supplier.daimlertruck.com>.



Step 3: As you are logging in for the first time, click on “here” option to setup your password.



Step 4: Enter your received User ID and in next screen a verification link will be sent to your registered email address.

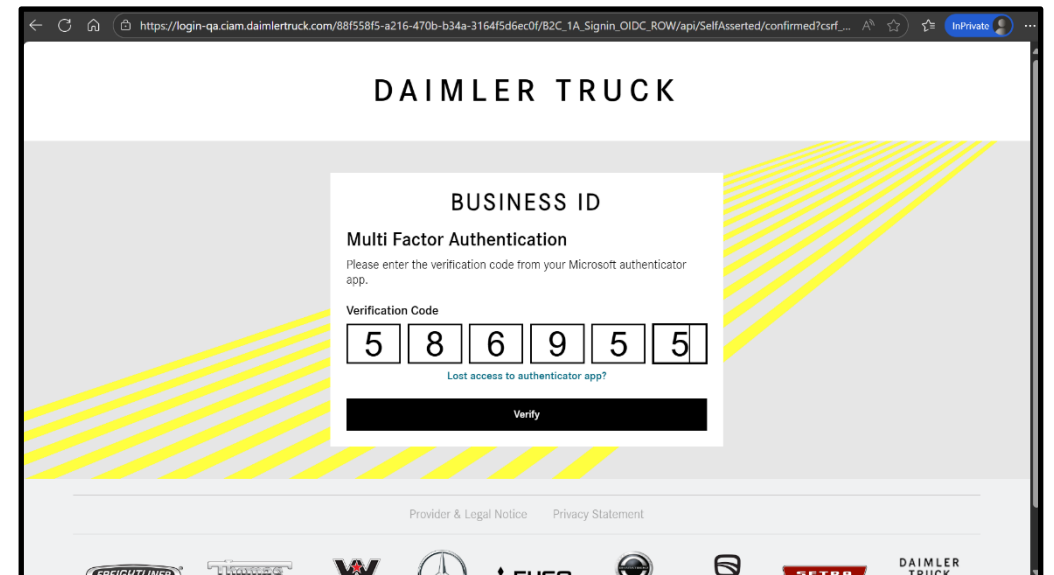



Step 5: Verify the code received on your registered email by entering it in the verification field, then proceed to set your desired password and confirm it to complete the setup.

The screenshot shows a web browser window with the URL https://login.businessid-qa.daimlertruck.com/e39fd9b6-5ec8-494f-9884-ebbfd0a25d7/B2C_1A_signin/api/SelfAsserted/confirmed?csrf_tok.... The page header reads "DAIMLER TRUCK". The main content area is titled "BUSINESS ID Password Reset email Verification". Below the title, it says "Please verify your email address to reset your password." There are two input fields: "Email Address" containing "su*****@..." and "Verification Code" containing "848780". Below these fields are two buttons: "Verify code" and "Send new verification code". At the bottom of the page, there are links for "Provider & Legal Notice" and "Privacy Statement".

The screenshot shows a web browser window with the same URL as the previous screenshot. The page header reads "BUSINESS ID Password Reset". Below the header, it says "Please enter a new password for your Daimler Truck Business ID account that fulfills the listed criteria and press 'Continue' to save the new password." There is a "Password" input field with a "Show password" checkbox and a strength indicator bar. Below the bar, there are four criteria: "One Number", "One lowercase character", "One uppercase character", and "One special character". The strength indicator shows a green bar and the word "Good". Below the criteria is a "Continue" button. At the bottom of the page, there are links for "Provider & Legal Notice" and "Privacy Statement". At the very bottom, there is a row of logos for various brands: FREIGHTLINER, Mercedes-Benz, WESTERN STAR, FUSO, BHARATBENZ, RIZON, SETRA, and DAIMLER TRUCK Financial Services.

Step 6: Choose your preferred MFA method (email or authenticator) and complete the authentication process.



Step 7: Once you successfully authenticate yourself, you will be logged into the Daimler Truck Supplier Portal.

