

# Display Rental Prices

## Display Rental Prices

To view the rental prices, open the **Display rental prices** app.

### Rental Statements and Master Data

Display Rental  
Invoice



Display rental prices



View Rental Reports



## Enter search criteria

The screenshot shows the SAP 'Display rental prices' interface. At the top, there is a navigation bar with the SAP logo, a back arrow, the title 'Display rental prices' with a dropdown arrow, a search bar, and icons for help, notifications, and a share button. Below the navigation bar, the word 'Standard' is displayed with a dropdown arrow. The main section contains three input fields: 'Business Partner:', 'Product:', and 'Valid at:'. Each field has a dropdown arrow icon on the right. A red box highlights the 'Business Partner' field, with a callout box explaining that the supplier number can be selected from the drop-down menu. Another red box highlights the 'Product' field, with a callout box explaining that the load carrier number can also be selected from the drop-down menu (multiple selection possible). A third red box highlights the 'Valid at' field, with a callout box explaining that the period can be selected in this field, and it is recommended to start from the invoice date. A fourth red box highlights the 'Go' button, with a callout box instructing to click 'Go'. To the right of the 'Go' button is a link labeled 'Adapt Filters'. Below the input fields is a table with the following columns: Business Partner, Product, Valid from, Valid to, Price, and Condition quantity. The table contains one row with the following data: Business Partner: T5, Product: (empty), Valid from: Dec 1, 2024, Valid to: Dec 31, 9999, Price: EUR, and Condition quantity: (empty). The table has a scrollbar on the right side.


Business Partner:


Product:

Valid at:

[Go](#) [Adapt Filters](#)

| Business Partner | Product | Valid from  | Valid to     | Price | Condition quantity |
|------------------|---------|-------------|--------------|-------|--------------------|
| T5               |         | Dec 1, 2024 | Dec 31, 9999 | EUR   |                    |


The supplier number can be selected from the drop-down menu .


The load carrier number can also be selected from the drop-down menu   
(Multiple selection possible).



In the **Valid at** field, you can select the period.  
It is recommended to start from the invoice date.


Click **Go**


## Display Rental Prices


 Display rental prices ▾


Search 



Standard ▾  ▾



Business Partner:  

Product:  

Valid at:  

Go Adapt Filters

  ▾

| Business Partner | Product | Valid from  | Valid to     | Price | Condition quantity |
|------------------|---------|-------------|--------------|-------|--------------------|
|                  | T5      | Dec 1, 2024 | Dec 31, 9999 | EUR   |                    |

Here you can see the **rental price** of the respective load carrier.

The **condition quantity** indicates the unit on which the price is based (here: month).

Using this button, the rental prices can be exported directly as a spreadsheet and then further processed in Excel.