



# smartIBL

## **Confirmation of Arrival – Starterkit (external)**

Important User informationen, status 10.12.2025

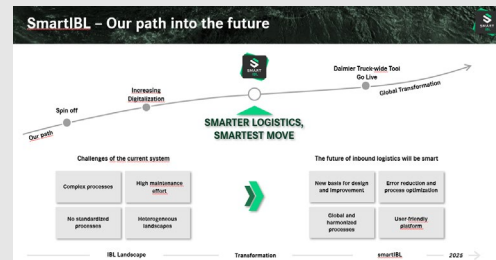


# Overview Starterkit User information



Click to go to the chapter

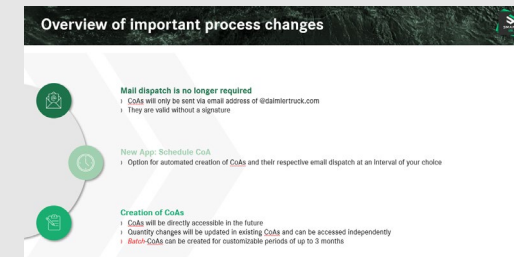
## smartIBL – Our path into the future




## Change transactions in CoA

Transaction IBL		NEW - smartIBL	
1000	Search	Manage CoA	Overview of existing and creation of new CoA. View quantity updates.
1001	New	View Delivery Note	Search for delivery notes and part numbers with goods receipt.
1006	Confirmation of arrival per part number	Schedule CoA	Job for automated creation of CoA.
			NEW! Automated

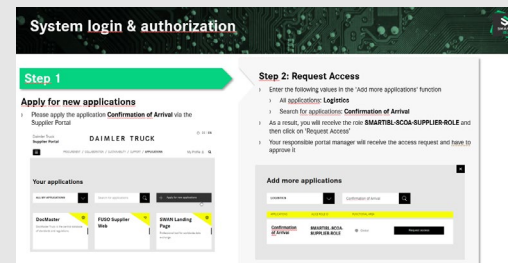
## Overview of important process changes



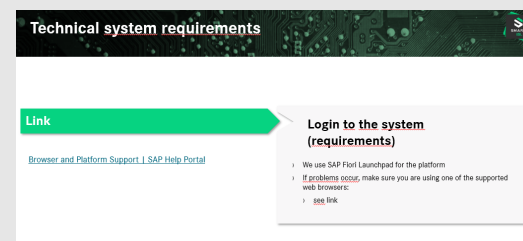
## Training opportunities



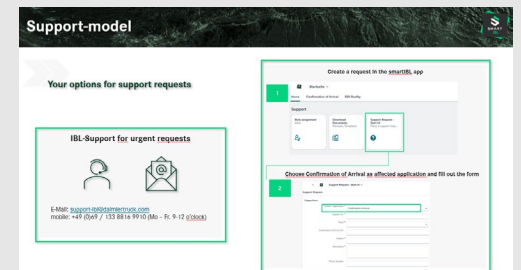
## System login & authorization



## Technical system requirements



## Support model



# smartIBL – Our path into the future



## Challenges of the current system



## The future of inbound logistics will be smart



IBL Landscape

Transformation

smartIBL

2025





# Change transactions in CoA



## Transaction IBL

I200	Search	→
I201	New	→
I206	Confirmation of arrival per part number	→
-	-	→

## NEW - smartIBL

Manage CoA	› Overview of existing and creation of new CoA, View quantity updates
View Delivery Notes	› Search for delivery notes and part numbers with goods receipt
Schedule CoA	› Job for automated creation of CoA

New  
Function

# Overview of important process changes



## Mail dispatch is no longer required

- › CoAs will only be sent via email address of @daimlertruck.com
- › They are valid without a signature



## New App: Schedule CoA

- › Option for automated creation of CoAs and their respective email dispatch at an interval of your choice



## Creation of CoAs

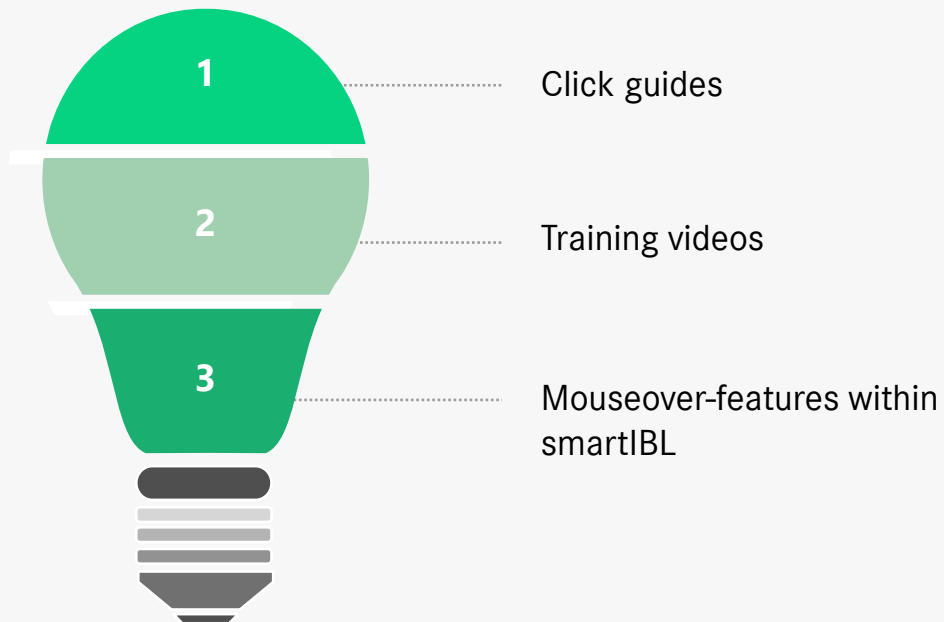
- › CoAs will be directly accessible in the future
- › Quantity changes will be updated in existing CoAs and can be accessed independently
- › Batch-CoAs can be created for customizable periods of up to 3 months

# Training opportunities

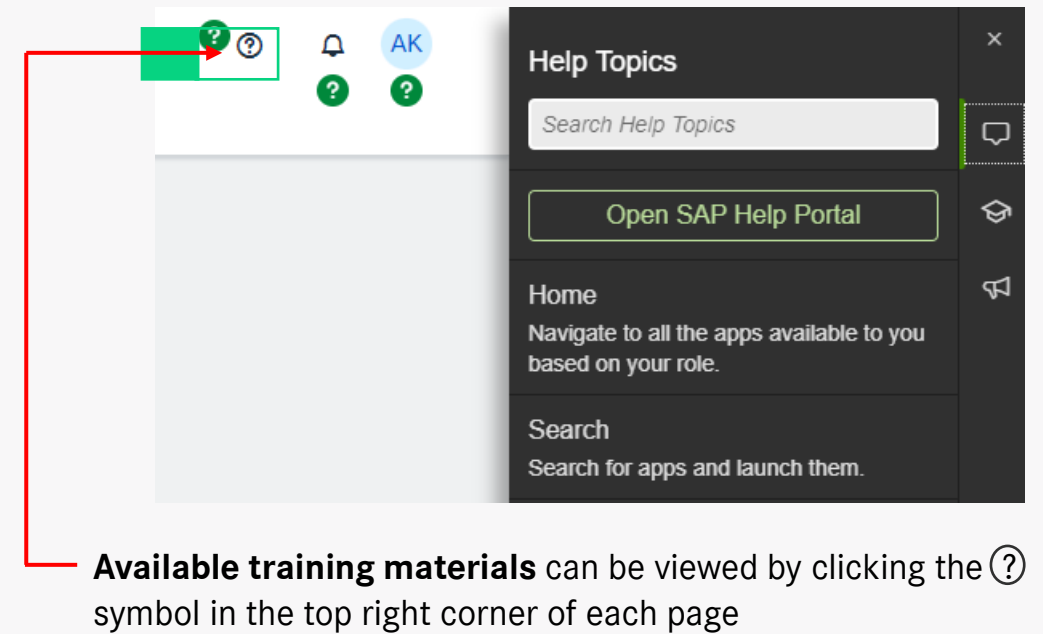


Training materials will be directly available on the smartIBL platform from GoLive!

## Self-learning concept



## View available training materials





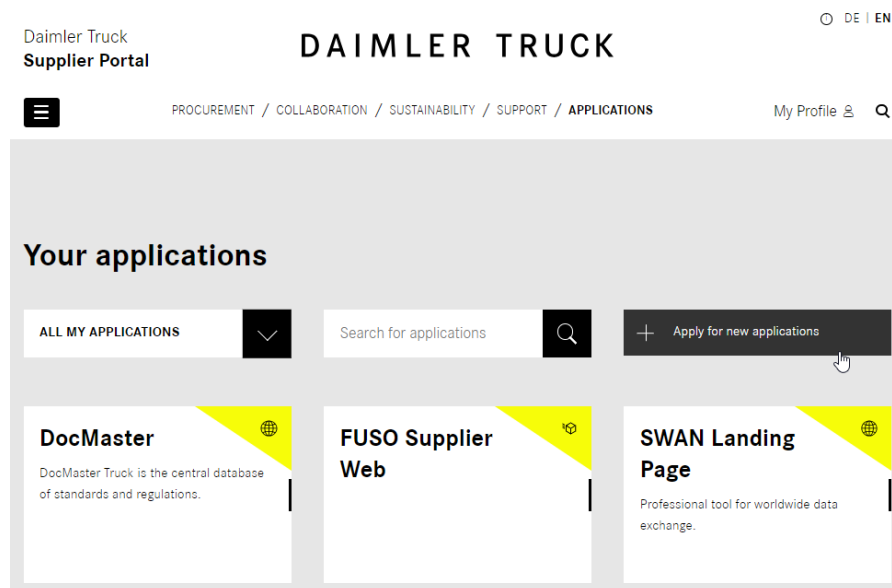
# System login & authorization



## Step 1

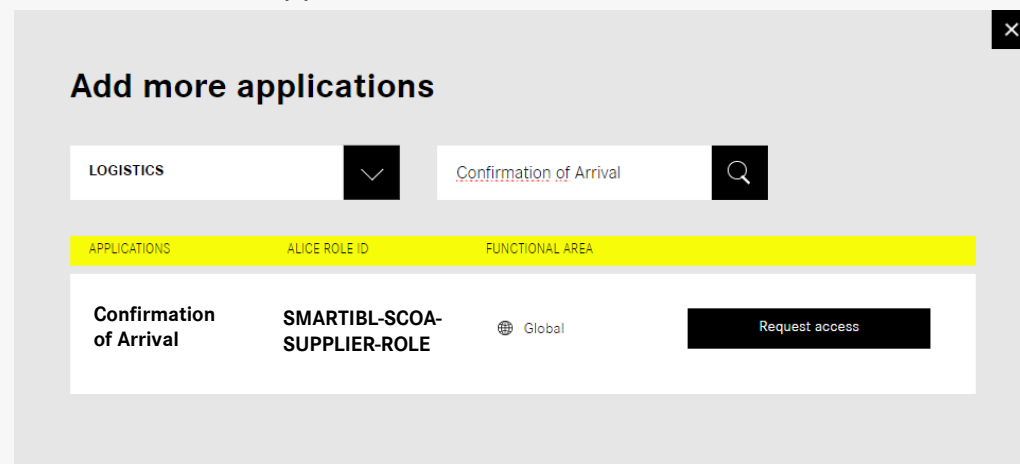
### Apply for new applications

- › Please apply the application **Confirmation of Arrival** via the Supplier Portal



## Step 2: Request Access

- › Enter the following values in the 'Add more applications' function
  - › All applications: **Logistics**
  - › Search for applications: **Confirmation of Arrival**
- › As a result, you will receive the role **SMARTIBL-SCOA-SUPPLIER-ROLE** and then click on 'Request Access'
- › Your responsible portal manager will receive the access request and have to approve it



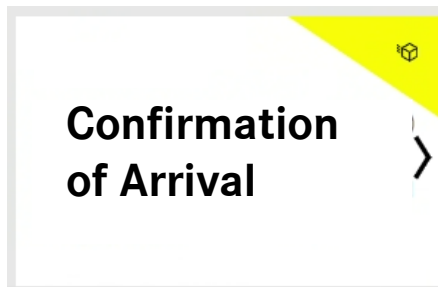
# System login & authorization



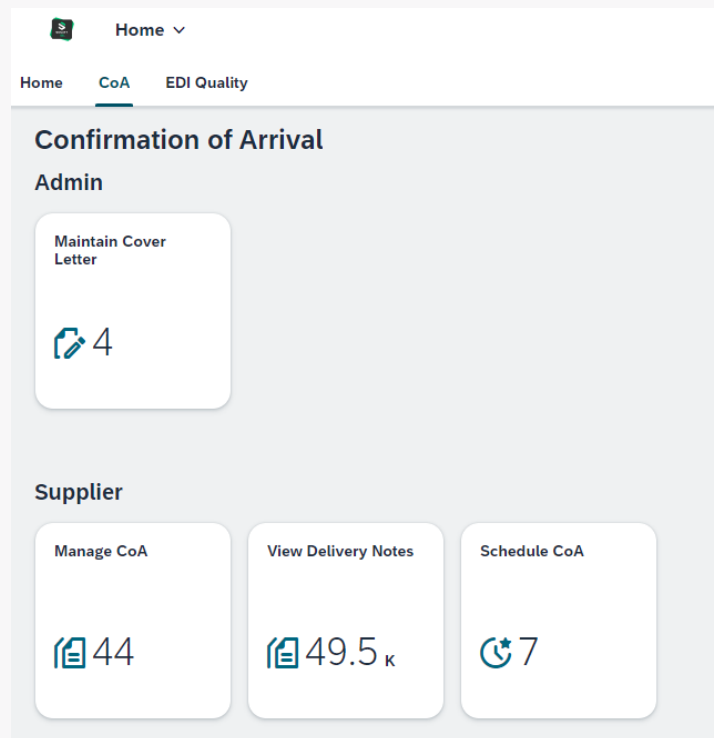
## Step 3

### Login to the system

- › After the approval of your request by your portal manager, you can now open the application **Confirmation of Arrival** via the Supplier Portal



## Step 4: System access





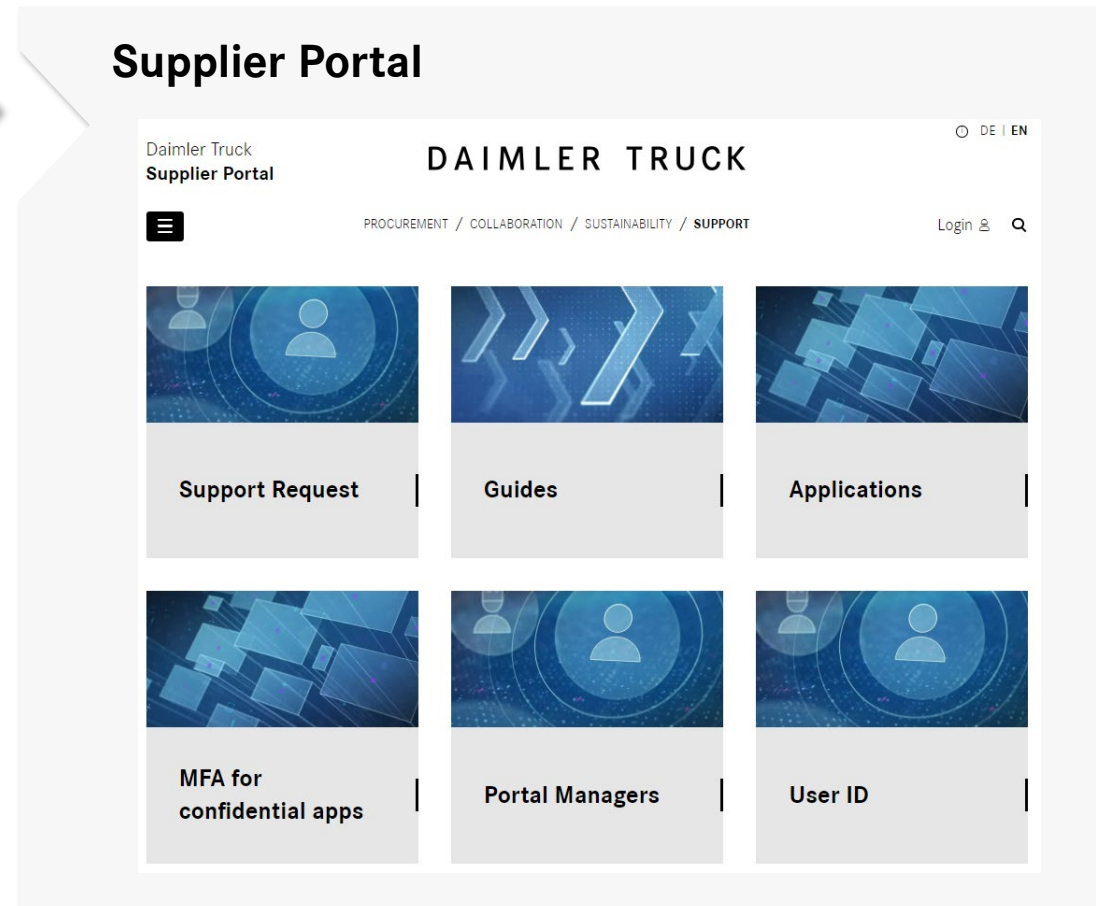
# System login & authorization



## Further informationen on the Supplier Portal

- › On Topics such as:
  - › Support request
  - › Portalmanagers
  - › User ID
- › **Link:** [Support | Daimler Truck Supplier Portal](#)

## Supplier Portal



## Link

[Browser and Platform Support | SAP Help Portal](#)

## Login to the system (requirements)

- › We use SAP Fiori Launchpad for the platform
- › If problems occur, make sure you are using one of the supported web browsers:
  - › see link

## Your options for support requests

### smartIBL-Support for urgent requests



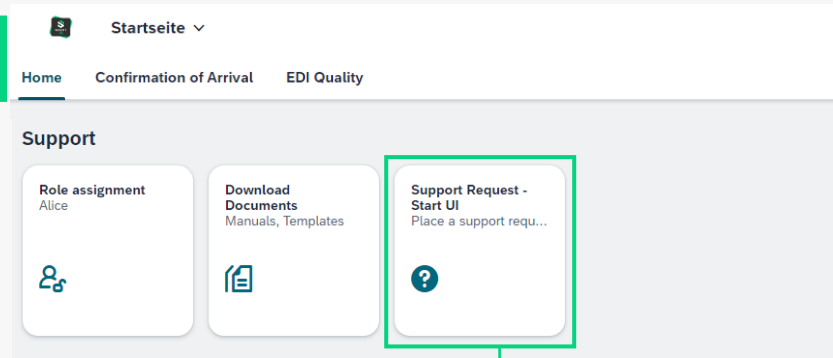
E-Mail: [support-ibl@daimlertruck.com](mailto:support-ibl@daimlertruck.com)

mobile: +49 (0)69 / 133 8816 9910 (Mo – Fr. 9-12 o'clock)

starting from 01.01.2026 - phone: +49 561 - 802 4920 (Mo – Fr. 8-10 AM)

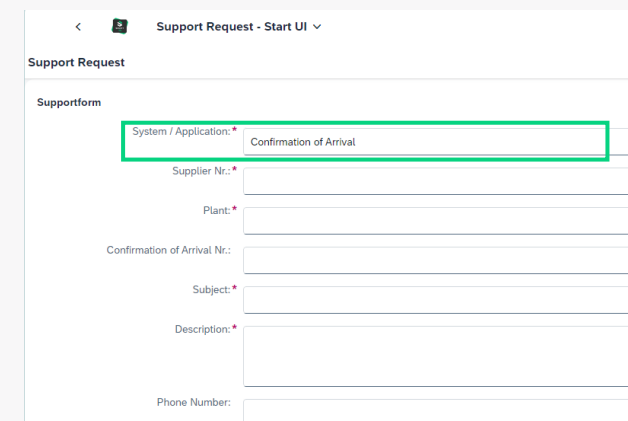
### Create a request in the smartIBL app

1



### Choose Confirmation of Arrival as affected application and fill out the form

2



Support Request - Start UI

Supportform

System / Application: Confirmation of Arrival

Supplier Nr.: \*

Plant: \*

Confirmation of Arrival Nr.: \*

Subject: \*

Description: \*

Phone Number: \*